


Name:



Directions:

1. Help child put their name at the top, spelling as you write each letter.
2. Ask child the name of the letter(s), then ask them to color the letter(s).
3. Play one of the following games.

Game 1, HUNT: Ask child to find the letter(s) in the room. (pick a room with letter magnets, or puzzles, or some such easy to find letters)

Game 2, FIND: Ask child to point to the letter you name, use the ones on the page and make some of the review letters

Game 3, MATCH: give child a letter (tile, magnet, cutout, etc.) and ask them to place it by the same letter on the paper.

Game 4, WRITE: ask your child to write the letter on the paper, offer help as needed.

Name:



Directions:

1. Help child put their name at the top, spelling as you write each letter.
2. Ask child the name of the letter(s), then ask them to color the letter(s).
3. Play one of the following games.

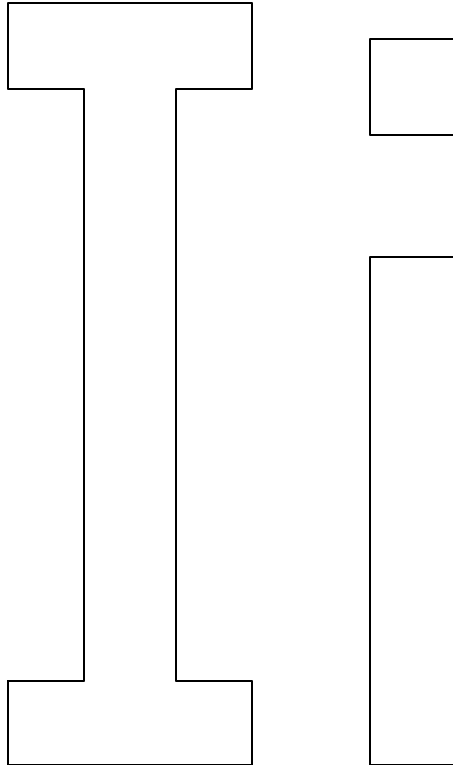
Game 1, HUNT: Ask child to find the letter(s) in the room. (pick a room with letter magnets, or puzzles, or some such easy to find letters)

Game 2, FIND: Ask child to point to the letter you name, use the ones on the page and make some of the review letters

Game 3, MATCH: give child a letter (tile, magnet, cutout, etc.) and ask them to place it by the same letter on the paper.

Game 4, WRITE: ask your child to write the letter on the paper, offer help as needed.

Name:



Directions:

1. Help child put their name at the top, spelling as you write each letter.
2. Ask child the name of the letter(s), then ask them to color the letter(s).
3. Play one of the following games.

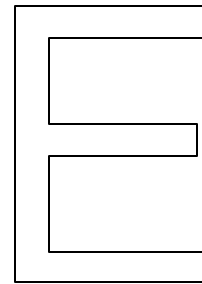
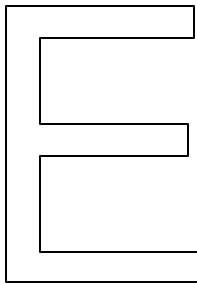
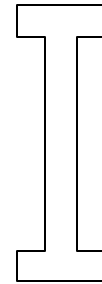
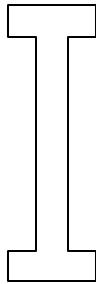


Game 1, HUNT: Ask child to find the letter(s) in the room. (pick a room with letter magnets, or puzzles, or some such easy to find letters)

Game 2, FIND: Ask child to point to the letter you name, use the ones on the page and make some of the review letters

Game 3, MATCH: give child a letter (tile, magnet, cutout, etc.) and ask them to place it by the same letter on the paper.

Game 4, WRITE: ask your child to write the letter on the paper, offer help as needed.

Name: _____



Directions:

1. Help child put their name at the top, spelling as you write each letter.
2. Ask child the name of the letter(s), then ask them to color the letter(s).
3. Play one of the following games.

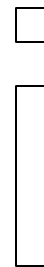
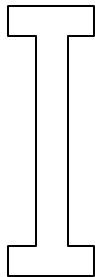

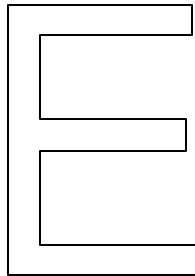
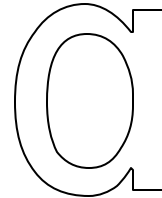

Game 1, HUNT: Ask child to find the letter(s) in the room. (pick a room with letter magnets, or puzzles, or some such easy to find letters)

Game 2, FIND: Ask child to point to the letter you name, use the ones on the page and make some of the review letters

Game 3, MATCH: give child a letter (tile, magnet, cutout, etc.) and ask them to place it by the same letter on the paper.

Game 4, WRITE: ask your child to write the letter on the paper, offer help as needed.

Name:



Directions:

1. Help child put their name at the top, spelling as you write each letter.
2. Ask child the name of the letter(s), then ask them to color the letter(s).
3. Play one of the following games.

Game 1, HUNT: Ask child to find the letter(s) in the room. (pick a room with letter magnets, or puzzles, or some such easy to find letters)

Game 2, FIND: Ask child to point to the letter you name, use the ones on the page and make some of the review letters

Game 3, MATCH: give child a letter (tile, magnet, cutout, etc.) and ask them to place it by the same letter on the paper.

Game 4, WRITE: ask your child to write the letter on the paper, offer help as needed.