


Name:

---



1. Name the letter
2. Color the letter
3. Ask child to find more of the letter in the room. Help as needed.

Name:

---



1. Name the letter
2. Color the letter
3. Play a matching game with several letters, they can be cut out of construction paper, pieces of a tanagram, or any other set of at least 5 shapes. —Pull out one letter then ask the child to find

Name: \_\_\_\_\_

---

U

A

L

E

I

O

l

u

a

i


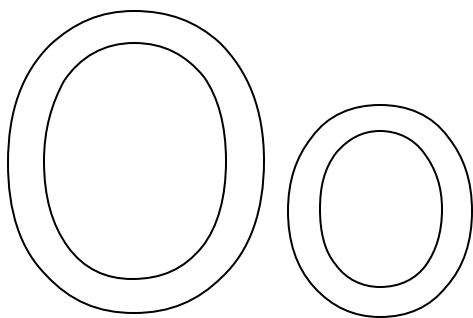
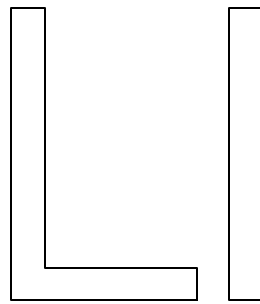

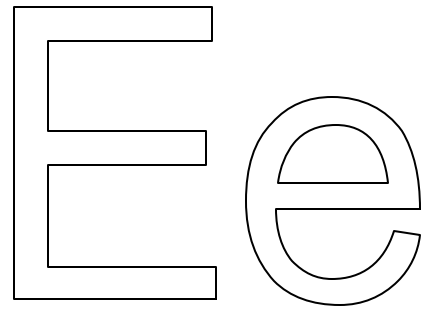

e

o

1. Name the letters
2. Connect the matching letters
3. Ask the child to find the letter of the week from the pile of shapes used yesterday. Go back to matching if necessary.

Name: \_\_\_\_\_

---



1. Ask child to point to the shape and then color them.
2. Go on a letter hunt in a book or magazine (choose a letter book to make it easy)