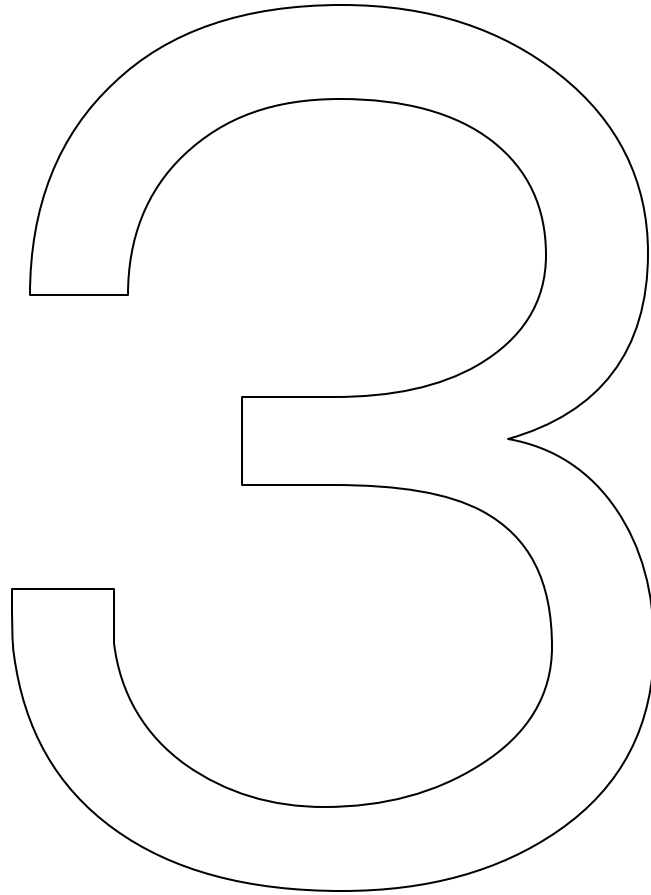

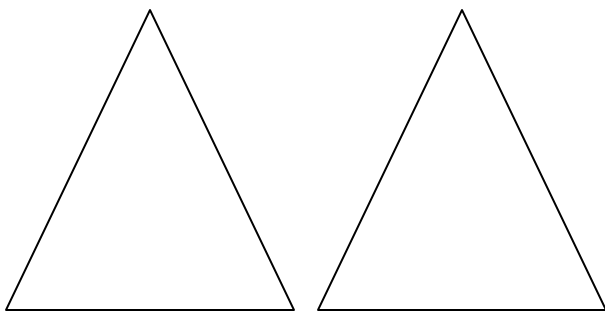
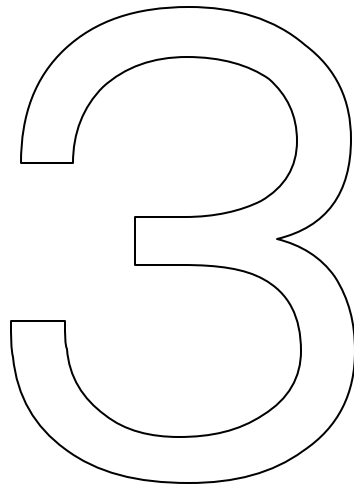
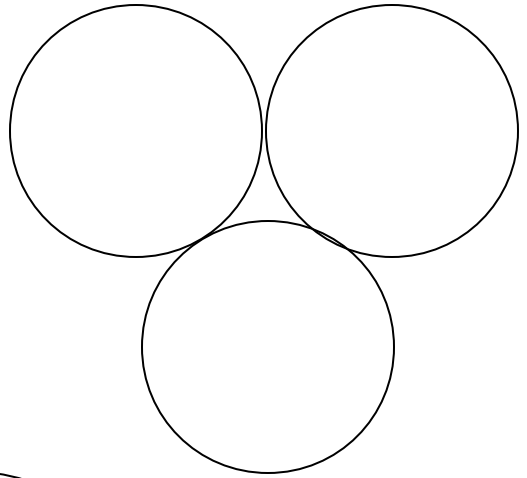



Name:



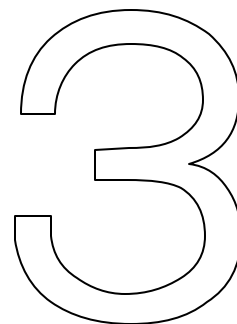



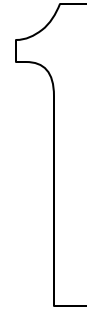

1. Name the Number
2. Color the Number
3. Ask child to find this Number of something in the room. Help as needed.

Name: _____



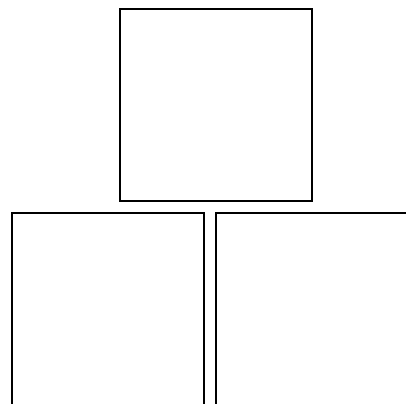

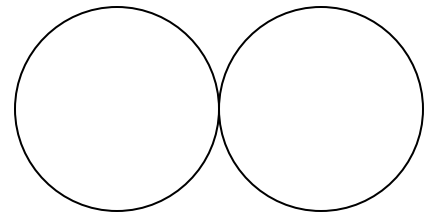

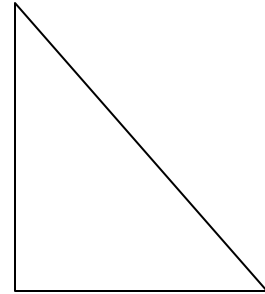

1. Name the number
2. Count the objects
3. Connect the number to sets of objects the same number.
4. Play a matching game with several numbers, they can be cut out of construction paper, pieces of a toy, or puzzle, or any other set of at least 6 numbers. –Pull out one number, name it, then ask the child to find a matching one.

Name: _____



1. Name the numbers
2. Connect the matching numbers
3. Ask the child to find the shape from the pile of shapes used yesterday. Go back to matching if necessary.

Name: _____



1. Name the numbers
2. Count the objects
3. Connect the numbers to sets of objects the same number.
4. Go on a number hunt in a book, choose a counting book to make it easy, hunt for sets of certain numbers to make it hard.