


Directions to make a book.

1. Cut out along the solid black line.
2. Cut straight across the dotted line.
3. Stack the pages with cover on top, fold along the inner 'diamond line'
4. Check to see if pages are in order (page one and two will be on the right, 3 and 4 on the left, the middle will be blank)
5. Staple outer edge or inside 'spine'
6. Read and enjoy!


# Add it Up!




By JAC, 2006





5 stems plus 2 stems is \_\_\_\_ stems.



2 cats plus 4 cats is \_\_\_\_ cats.



1 cub plus 3 cubs is \_\_\_\_ cubs..



5 dogs plus 3 dogs is \_\_\_\_ dogs.